



modular matting system connect

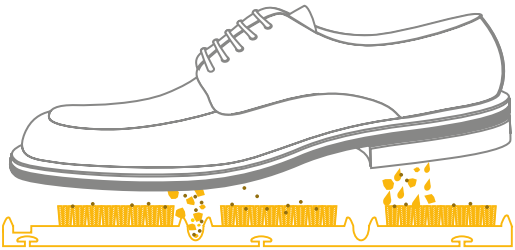


Easy – Effective – Flexible

First impressions count, so protect your entrance area with the new CONNEXX CONNECT matting system. Keep floors looking clean and tidy and don't give dirt a chance!

CONNEXX offers easy, clean and flexible system solutions for every entrance area. With minimum effort, the clean-off zone can be overlaid with modules designed to blend perfectly with their surroundings. The safety knife makes easy work of cutting, enabling the personal touch to be added in no time at all, CONNECT can be installed into any shaped matwell or entrance area just using a safety knife straight edge and rubber hammer.

Dirt remains trapped within the matting keeping the inside as clean as possible. This is CONNEXX easy – effective – flexible.



Coarse dirt is caught in the gaps whilst the inserts absorb moisture and residual dirt.



easy

effective



flexible

At a glance



Installation

- ✓ Make sure the floor is level and clean
- ✓ Use a rubber hammer to connect the units together



Make it your very own

- ✓ Use a sharp knife to cut out custom shapes
- ✓ Simply cut off any excess modules



Easy to store

- ✓ The mats are delivered stacked in boxes, each of which will cover an area of 1 m²
- ✓ Storage without sacrificing space



Cleaning and care

- ✓ Vacuum regularly

Installation – Step by step



Delivery

CONNECT modules are delivered in boxes (1 box = 16 modules = 1 m²). They are stacked to save space, so that any items you do not use can easily be put into storage until a later date.



Connection

Simply connect the required number of tiles together to cover the floor with the CONNECT system. Use a rubber hammer to secure up the joins if necessary. No other tools are required.


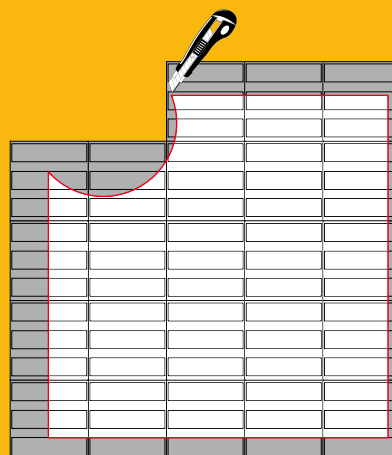



Taking shape

Use a straight edge and a sharp knife (safety knife) to cut the CONNECT modules to the required shape. Simply cut off excess matting and adapt the clean-off zone to the shape of the installation frame.

Start & finish

When installing the matting, start in the centre and work out towards the sides. Ensure that the mat is big enough by laying it over the area to be covered, leaving a generous overlap on all sides. Then mark the cutting edges and cut to size with the safety knife. The result couldn't look or fit better! **TIP:** To avoid shrinkage (in the event of significant temperature fluctuations, for example), complete the installation by bonding the modules to the floor.



Flexibility in terms of both function and colour

CONNEXX CONNECT is ideal if you like the personal touch. As well as being easy to cut (so you can fit them to whatever shape you like), the CONNECT modules are available in 2 different insert types. Each insert type comes in 4 different colours, so there's bound to be a perfect match for your architectural concept.

Focus



Anthracite 25.01



Grey 25.02




Brown 25.03



Red 25.04

Focus is a durable clean off matting system with a high performance structured dual fibre using 100% polyamide with a pile weight of 1030g/m². The coarse fibre brushes away the dirt while the finer fibres contains the moisture. Focus is suitable for areas with very high footfall.

Maximus



Black mottled 81.01



Grey mottled 81.03

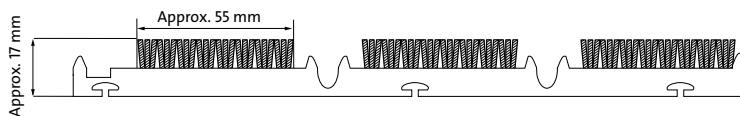
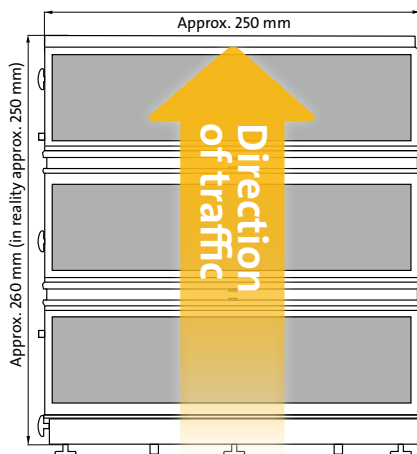


Brown mottled 81.04



Blue 80.06

Maximus is a tufted velour cut pile clean off matting system using 100% polyamide with a pile weight of 1000g/m². It is dimensionally stable, abrasion proof, achieves optimum cleaning performance while containing high levels of moisture.



The substrate material of the modular CONNECT modules is made from soft PVC (black matt). Each module (weight of 700g) has three panels for Focus or Maximus type inserts.



